

THE
KRESGE
FOUNDATION

Multi-Factor Authentication (MFA)

UPDATED JULY 2024

INITIAL SETUP

Decide which Multi-Factor Authentication (MFA) method you would like to use for The Kresge Foundation Grantee Portal (<http://kresge.fluxx.io>).

Option 1:

Text Message (SMS)

The MFA token (code) will be texted to you on your cell phone. Standard text messaging rates may apply.

Option 2:


Smartphone (e.g., iPhone, Android) Authenticator App

The MFA token (code) will be sent to you through an Authenticator application that you need to have downloaded and set up on your smartphone. Some popular authenticator app options include Google Authenticator, Microsoft Authenticator or Authy by Twilio.

For individuals living and working outside of the United States of America, we recommend you use the Smartphone Authenticator App option.

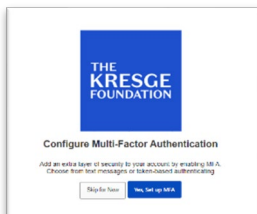
SETTING UP TEXT MESSAGES AS MFA METHOD

- A. Log into The Kresge Foundation Grantee Portal with your username and password.



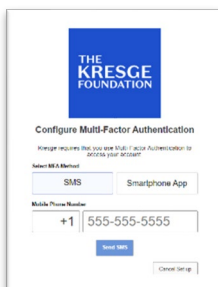
The screenshot shows the login page for The Kresge Foundation Grantee Portal. It features the organization's logo at the top, followed by a "Welcome" message. Below this, there are input fields for "Username" and "Password", along with a "Next" button and a "Forgot Password?" link. A small text block on the right side of the page provides information about the foundation's mission and privacy policy.

- B. Click “Yes, Set up MFA.”



The screenshot displays the "Configure Multi-Factor Authentication" page. It includes the Kresge Foundation logo and a heading. Below the heading, there is a brief explanation of MFA and two buttons: "Skip for Now" and "Yes, Set up MFA".


- C. Select “SMS” as your MFA Method.



This screenshot shows the same "Configure Multi-Factor Authentication" page, but with the "SMS" method selected. The "Mobile Phone Number" field is visible, containing the number "+1 555-555-5555". There are "Send SMS" and "Cancel Setup" buttons at the bottom.

- D. Enter the cell phone number where you want the MFA token sent.
E. Click “Send SMS.”
F. You should receive a text on your cell phone with a 6-digit token.


- G. Enter the token on the MFA screen and click “Log In.”



SETTING UP AUTHENTICATOR SMARTPHONE APP AS MFA METHOD

To set up Multi-factor Authentication (MFA) using a smartphone (e.g., iPhone, Android) application, you will need to download a free authenticator app like Google Authenticator or Microsoft Authenticator, etc. to your phone.

- A. Log into The Kresge Foundation Grantee Portal with your username and password.




- B. Download and complete the set-up process for the authenticator app.
- C. Select Smartphone App as your MFA Method and click “Scan QR Code.”
- D. On your smartphone, open the application you will use for authentication, and follow the instructions for adding a new account (e.g., clicking “Add a code” to add a new account). This example uses Google Authenticator, but the process should be similar for Microsoft Authenticator, Authy, or other authenticator apps. Select “Scan a QR Code” when prompted and use your phone's camera to scan the QR code on your computer screen. Click “Next” on the computer screen after scanning.
- E. In your smartphone app, you should see a new account for The Kresge Foundation and a MFA token attached. Enter the token on the MFA screen and Click “Log In.”

NOTE: The 6-digit token changes in the app every 30 seconds. If the token times out while you are entering it on the screen, you will not be able to log in. You will have to enter the new token instead.

SUBSEQUENT LOG INS WITH SMS MFA

Text Message (SMS)

- A. Log into The Kresge Foundation Grantee Portal (<https://kresge.fluxx.io>).




- B. You will receive a text message on your phone with the 6-digit MFA token.
C. Input the MFA token when prompted and click “Log In.”

SUBSEQUENT LOG INS WITH AUTHENTICATOR APP MFA

Smartphone (e.g., iPhone, Android) Authenticator App

- A. Log into The Kresge Foundation Grantee Portal (<http://kresge.fluxx.io>).



- B. Open the authenticator app on your phone and look for the 6-digit token in your Kresge Foundation account.
C. Input the MFA token from the authenticator app when prompted and click “Log In.”
D. **NOTE:** The 6-digit token changes in the app every 30 seconds. If the token times out while you are entering it on the screen, you will not be able to log in. You will have to enter the new token instead.

SUPPORT FOR MFA RELATED ISSUES

Questions? Support is available at grantsmanagement@kresge.org. Please note that the method you select will be the one you will use every time you log into The Kresge Foundation Grantee Portal. If you need to change or reset your MFA method, send an email to the email address above.